



Item#: CG25PCON

Description :

The Pro Carry-On is a durable, protective soft-sided carry-on designed to fit the overhead bins of all major U.S. airlines. Built for easy packing and organization, it features a lightweight, water-repellent 2000D Polyester exterior, premium synthetic leather touchpoints, and a built-in TSA-approved lock to help keep your valuables secure while traveling. Perfect for weekend trips and taking your game on the road, this carry-on provides a reliable and elevated travel experience. Measuring 21.7" (H) x 13.5" (W) x 9" (D) and weighing 10.1 lbs., it accommodates 2–3 packing days, includes four interior pockets, and comes with packing cubes (one small and one large).

Order Notes:

Stock product is not returnable.

Colors



BLACK



NAVY



SLATE



MOONBEAM

Options

Embroidery Location	<input type="radio"/> None <input type="radio"/> Front Pocket (3" x 3")
Embroidery Location	<input type="radio"/> None <input type="radio"/> Personalization
Imprint	<input type="radio"/> None <input type="radio"/> Personalization (Laser Etched on Plate)

Production Details

Production Time	Stock Product 3-5 Business Days. Logoed Product: 15-20 Business Days after Artwork Approval.
FOB	Lakeville, Massachusetts, 02347


Imprint Details

Pricing Includes	5 colors / 1 location
Primary Imprint Area	3 Inches Width 3 Inches Height Front Pocket
Decoration Method	Embroidery

Images




Black (CG25PCON-00)



Moonbeam (CG25PCON-2M0)




Moonbeam (CG25PCON-2M0)



Moonbeam (CG25PCON-2M0)



Moonbeam (CG25PCON-2M0)



Moonbeam (CG25PCON-2M0)



Slate (CG25PCON-20)



Navy (CG25PCON-40)